























## 33 400m Individual Medley Men Final last heat

Official

 Entries
  Heats


Total    13 years    14 years    15 years    16-18 years

Rank	Competitor	Age	Club	RT	FINA	Result
1	 Overend C...	15	 Selwyn Swi...	+0.59		<b>4:59.36</b> Entry: 5:09.69 (- 10.33)
	50m: 33.00		100m: 1:12.21 (39.21)			
	150m: 1:48.99 (36.78)		200m: 2:25.75 (36.76)			
	250m: 3:10.11 (44.36)		300m: 3:54.38 (44.27)			
	350m: 4:27.02 (32.64)		400m: 4:59.36 (32.34)			
2	 Horner Angus	15	 Pirates Swi...	+0.67		<b>5:01.51</b> Entry: 5:09.45 (- 7.94)
	50m: 31.81		100m: 1:09.82 (38.01)			
	150m: 1:49.89 (40.07)		200m: 2:29.27 (39.38)			
	250m: 3:11.19 (41.92)		300m: 3:53.05 (41.86)			
	350m: 4:28.29 (35.24)		400m: 5:01.51 (33.22)			
3	 Yuan Eric	15	 Porirua City...	+0.51		<b>5:01.60</b> Entry: 5:03.65 (- 2.05)
	50m: 28.05		100m: 1:00.92 (32.87)			
	150m: 1:40.70 (39.78)		200m: 2:20.88 (40.18)			
	250m: 3:07.85 (46.97)		300m: 3:55.16 (47.31)			
	350m: 4:28.67 (33.51)		400m: 5:01.60 (32.93)			
4	 Uchiyama T...	16	 Jasi Swim ...	+0.54		<b>5:01.64</b> Entry: 5:09.34 (- 7.70)
	50m: 31.29		100m: 1:07.36 (36.07)			
	150m: 1:46.99 (39.63)		200m: 2:26.00 (39.01)			
	250m: 3:09.27 (43.27)		300m: 3:52.90 (43.63)			
	350m: 4:28.14 (35.24)		400m: 5:01.64 (33.50)			
5	 Bennett Cody	17	 Pirates Swi...	+0.59		<b>5:04.57</b> Entry: 5:13.27 (- 8.70)
	50m: 31.09		100m: 1:07.31 (36.22)			
	150m: 1:43.88 (36.57)		200m: 2:20.66 (36.78)			
	250m: 3:07.38 (46.72)		300m: 3:54.01 (46.63)			
	350m: 4:29.60 (35.59)		400m: 5:04.57 (34.97)			
6	 Holmberg ...	16	 Liz van Wel...	+0.57		<b>5:05.09</b> Entry: 5:26.28 (- 21.19)
	50m: 34.05		100m: 1:13.61 (39.56)			
	150m: 1:54.14 (40.53)		200m: 2:34.03 (39.89)			
	250m: 3:15.91 (41.88)		300m: 3:57.36 (41.45)			
	350m: 4:32.43 (35.07)		400m: 5:05.09 (32.66)			
7	 Brown Tom	16	Dannevirke ...	+0.57		<b>5:07.30</b> Entry: 5:18.05 (- 10.75)
	50m: 30.63		100m: 1:07.60 (36.97)			
	150m: 1:45.06 (37.46)		200m: 2:23.21 (38.15)			
	250m: 3:09.89 (46.68)		300m: 3:56.79 (46.90)			
	350m: 4:33.01 (36.22)		400m: 5:07.30 (34.29)			
8	 Wong Eric	14	 Ice Breaker...	+0.45		<b>5:08.91</b> Entry: 5:24.42 (- 15.51)
	50m: 30.63		100m: 1:10.28 (39.65)			
	150m: 1:48.89 (38.61)		200m: 2:28.85 (39.96)			
	250m: 3:12.85 (44.00)		300m: 3:57.74 (44.89)			
	350m: 4:34.34 (36.60)		400m: 5:08.91 (34.57)			
9	 McNabb Fi...	15	 Blenheim S...	+0.55		<b>5:10.19</b> Entry: 5:16.94 (- 6.75)
	50m: 31.81		100m: 1:08.92 (37.11)			
	150m: 1:46.22 (37.30)		200m: 2:23.14 (36.92)			
	250m: 3:11.04 (47.90)		300m: 3:59.25 (48.21)			
	350m: 4:35.48 (36.23)		400m: 5:10.19 (34.71)			
10	 Cleverly Matt	15	 Wharenui S...			<b>5:12.55</b> Entry: 5:12.24 (+ 0.31)
	50m: 31.51		100m: 1:08.61 (37.10)			
	150m: 1:49.29 (40.68)		200m: 2:28.94 (39.65)			
	250m: 3:14.59 (45.65)		300m: 4:01.09 (46.50)			
	350m: 4:37.22 (36.13)		400m: 5:12.55 (35.33)			
11	 Sims Vardan	16	Swim Timaru	+0.57		<b>5:12.59</b> Entry: 5:10.37 (+ 2.22)
	50m: 32.95		100m: 1:11.69 (38.74)			
	150m: 1:53.55 (41.86)		200m: 2:34.42 (40.87)			
	250m: 3:17.48 (43.06)		300m: 4:00.88 (43.40)			
	350m: 4:37.81 (36.93)		400m: 5:12.59 (34.78)			
12	 Hewlett Sam	16	 Pirates Swi...	+0.52		<b>5:15.17</b> Entry: 5:11.55 (+ 3.62)
	50m: 31.70		100m: 1:10.97 (39.27)			
	150m: 1:50.28 (39.31)		200m: 2:28.65 (38.37)			

250m: 3:14.17 (45.52) 300m: 4:01.43 (47.26)  
350m: 4:38.87 (37.44) 400m: 5:15.17 (36.30)



50m: 32.07 100m: 1:10.22 (40.55)  
150m: 1:54.78 (41.56) 200m: 2:34.97 (40.19)  
250m: 3:20.36 (45.39) 300m: 4:07.91 (47.55)  
350m: 4:43.18 (35.27) 400m: 5:16.87 (33.69)

14  Kim James 14  Waitaha S... 5:17.87  
Entry: 5:25.77 (- 7.90)  
50m: 32.28 100m: 1:10.84 (38.56)  
150m: 1:52.15 (41.31) 200m: 2:33.61 (41.46)  
250m: 3:20.66 (47.05) 300m: 4:07.88 (47.22)  
350m: 4:43.27 (35.39) 400m: 5:17.87 (34.60)

15  Anderson ... 14  Tawa Swim... 5:18.53  
Entry: 5:30.21 (- 11.68)  
50m: 32.58 100m: 1:12.44 (39.86)  
150m: 1:52.45 (40.01) 200m: 2:32.46 (40.01)  
250m: 3:18.33 (45.87) 300m: 4:06.64 (48.31)  
350m: 4:42.69 (36.05) 400m: 5:18.53 (35.84)

16  Song SooMin 14  Jasi Swim ... +0.55 5:19.14  
Entry: 5:25.33 (- 6.19)  
50m: 32.46 100m: 1:10.65 (38.19)  
150m: 1:50.47 (39.82) 200m: 2:30.70 (40.23)  
250m: 3:18.89 (48.19) 300m: 4:07.59 (48.70)  
350m: 4:45.25 (37.66) 400m: 5:19.14 (33.89)



17  Titter Flynn 16  Selwyn Swi... +0.41 5:19.16  
Entry: 5:24.76 (- 5.60)  
50m: 32.22 100m: 1:10.02 (37.80)  
150m: 1:50.48 (40.46) 200m: 2:30.05 (39.57)  
250m: 3:18.05 (48.00) 300m: 4:07.49 (49.44)  
350m: 4:44.20 (36.71) 400m: 5:19.16 (34.96)


18  Lohrer Kaz 17  St Paul's S... +0.63 5:19.79  
Entry: 5:07.36 (+ 12.43)  
50m: 30.97 100m: 1:07.94 (36.97)  
150m: 1:50.31 (42.37) 200m: 2:32.00 (41.69)  
250m: 3:15.62 (43.62) 300m: 4:00.53 (44.91)  
350m: 4:40.65 (40.12) 400m: 5:19.79 (39.14)

19  Grant Kayden 16  Jasi Swim ... 5:20.70  
Entry: 5:29.54 (- 8.84)  
50m: 32.07 100m: 1:11.36 (39.29)  
150m: 1:53.77 (42.41) 200m: 2:36.56 (42.79)  
250m: 3:22.00 (45.44) 300m: 4:09.16 (47.16)  
350m: 4:45.77 (36.61) 400m: 5:20.70 (34.93)



20  Bryant Finn 15  Nelson Sou... 5:20.85  
Entry: 5:22.04 (- 1.19)  
50m: 32.05 100m: 1:12.11 (40.06)  
150m: 1:55.17 (43.06) 200m: 2:36.39 (41.22)  
250m: 3:22.24 (45.85) 300m: 4:09.43 (47.19)  
350m: 4:46.43 (37.00) 400m: 5:20.85 (34.42)

























21  Read Joshua 13  Selwyn Swi... 5:21.01  
Entry: 5:41.55 (- 20.54)  
50m: 34.95 100m: 1:17.08 (42.13)  
150m: 1:57.26 (40.18) 200m: 2:36.55 (39.29)  
250m: 3:23.28 (46.73) 300m: 4:11.17 (47.89)  
350m: 4:47.14 (35.97) 400m: 5:21.01 (33.87)















22  Adams Eli 17  Raumati S... +0.64 5:21.51  
Entry: 5:26.19 (- 4.68)  
50m: 33.57 100m: 1:14.71 (41.14)  
150m: 1:53.99 (39.28) 200m: 2:33.20 (39.21)  
250m: 3:19.08 (45.88) 300m: 4:06.11 (47.03)  
350m: 4:44.14 (38.03) 400m: 5:21.51 (37.37)

23  Berry Kurt 16 Greymouth ... +0.66 5:22.25  
Entry: 5:21.50 (+ 0.75)  
50m: 32.70 100m: 1:13.03 (40.33)  
150m: 1:55.63 (42.60) 200m: 2:37.86 (42.23)  
250m: 3:22.59 (44.73) 300m: 4:08.13 (45.54)  
350m: 4:45.89 (37.76) 400m: 5:22.25 (36.36)

24  Anson Lukas 15  Selwyn Swi... 5:22.74  
Entry: 5:41.56 (- 18.82)  
50m: 34.53 100m: 1:16.51 (41.98)  
150m: 1:57.00 (40.49) 200m: 2:36.30 (39.30)  
250m: 3:23.26 (46.96) 300m: 4:10.70 (47.44)  
350m: 4:47.58 (36.88) 400m: 5:22.74 (35.16)

25  Potter Taylor 15  Jasi Swim ... 5:22.94  
Entry: 5:25.66 (- 2.72)  
50m: 33.46 100m: 1:12.10 (38.64)  
150m: 1:53.96 (41.86) 200m: 2:34.66 (40.70)  
250m: 3:22.26 (47.60) 300m: 4:10.14 (47.88)  
350m: 4:47.90 (37.76) 400m: 5:22.94 (35.04)

26	 Strachan Eric	14	 Oamaru Sw...		5:23.10 Entry: 5:40.34 (- 17.24)
	50m: 33.19 150m: 1:55.72 (42.97) 250m: 3:25.44 (47.95) 350m: 4:49.53 (35.99)		100m: 1:12.75 (39.56) 200m: 2:37.49 (41.77) 300m: 4:13.54 (48.10) 400m: 5:23.10 (33.57)		
27	 Parmenter ...	14	 Jasi Swim ...	+0.58	5:25.09 Entry: 5:40.23 (- 15.14)
	50m: 34.57 150m: 1:55.68 (39.22) 250m: 3:23.45 (49.44) 350m: 4:50.23 (36.95)		100m: 1:16.46 (41.89) 200m: 2:34.01 (38.33) 300m: 4:13.28 (49.83) 400m: 5:25.09 (34.86)		
28	 Oliver Lockie	14	Greymouth ...	+0.59	5:25.31 Entry: 5:26.57 (- 1.26)
	50m: 32.02 150m: 1:51.79 (41.99) 250m: 3:21.99 (48.55) 350m: 4:48.76 (37.19)		100m: 1:09.80 (37.78) 200m: 2:33.44 (41.65) 300m: 4:11.57 (49.58) 400m: 5:25.31 (36.55)		
29	 Reddy Veer...	15	 HPK Howick Pak...	+0.80	5:28.10 Entry: 5:39.58 (- 11.48)
	50m: 33.25 150m: 1:57.47 (43.64) 250m: 3:29.20 (49.04) 350m: 4:52.59 (35.42)		100m: 1:13.83 (40.58) 200m: 2:40.16 (42.69) 300m: 4:17.17 (47.97) 400m: 5:28.10 (35.51)		
30	 Crawford L...	15	Swim Timaru		5:28.58 Entry: 5:26.76 (+ 1.82)
	50m: 32.97 150m: 1:54.81 (43.43) 250m: 3:25.44 (47.65) 350m: 4:51.32 (39.49)		100m: 1:11.38 (38.41) 200m: 2:37.79 (42.98) 300m: 4:11.83 (46.39) 400m: 5:28.58 (37.26)		
31	 Jones Sam	15	 Capital Swi...		5:29.20 Entry: 5:26.24 (+ 2.96)
	50m: 34.23 150m: 1:56.25 (42.94) 250m: 3:27.06 (49.50) 350m: 4:53.53 (36.79)		100m: 1:13.31 (39.08) 200m: 2:37.56 (41.31) 300m: 4:16.74 (49.68) 400m: 5:29.20 (35.67)		
32	 Commerfor...	14	 Tawa Swim...		5:29.34 Entry: 5:41.24 (- 11.90)
	50m: 32.88 150m: 1:56.73 (42.12) 250m: 3:27.62 (50.05) 350m: 4:55.37 (37.05)		100m: 1:14.61 (41.73) 200m: 2:37.57 (40.84) 300m: 4:18.32 (50.70) 400m: 5:29.34 (33.97)		
33	 Wyatt Ryan	14	 Coast Swi...	+0.43	5:29.71 Entry: 5:34.43 (- 4.72)
	50m: 33.56 150m: 1:55.10 (42.76) 250m: 3:25.39 (48.05) 350m: 4:54.11 (38.97)		100m: 1:12.34 (38.78) 200m: 2:37.34 (42.24) 300m: 4:15.14 (49.75) 400m: 5:29.71 (35.60)		
34	 Savvy Emeric	14	 North Cant...		5:31.36 Entry: 5:32.01 (- 0.65)
	50m: 35.30 150m: 2:04.41 (45.69) 250m: 3:33.17 (45.60) 350m: 4:57.14 (37.99)		100m: 1:18.72 (43.42) 200m: 2:47.57 (43.16) 300m: 4:19.15 (45.98) 400m: 5:31.36 (34.22)		
35	 Wheatley O...	14	 Aquabladz ...	+0.55	5:32.03 Entry: 5:44.72 (- 12.69)
	50m: 32.95 150m: 1:57.49 (43.35) 250m: 3:28.07 (47.69) 350m: 4:55.29 (37.70)		100m: 1:14.14 (41.19) 200m: 2:40.38 (42.89) 300m: 4:17.59 (49.52) 400m: 5:32.03 (36.74)		
36	 Drummond ...	13	 Kiwi West A...		5:34.55 Entry: 5:51.79 (- 17.24)
	50m: 35.97 150m: 1:58.12 (40.33) 250m: 3:31.28 (52.69) 350m: 4:59.08 (36.03)		100m: 1:17.79 (41.82) 200m: 2:38.59 (40.47) 300m: 4:23.05 (51.77) 400m: 5:34.55 (35.47)		
37	 Heerikhuis...	13	 St Peter's S...		5:35.46 Entry: 5:56.31 (- 20.85)
	50m: 38.42 150m: 2:06.25 (42.90) 250m: 3:35.10 (44.54) 350m: 4:58.92 (37.75)		100m: 1:23.35 (44.93) 200m: 2:50.56 (44.31) 300m: 4:21.17 (46.07) 400m: 5:35.46 (36.54)		
38	 Reynolds ...	13	 HPK Howick Pak...		5:39.92 Entry: 5:43.43 (- 3.51)
	50m: 36.89 150m: 2:04.91 (43.07) 250m: 3:36.48 (47.57) 350m: 5:02.83 (39.56)		100m: 1:21.84 (44.95) 200m: 2:48.91 (44.00) 300m: 4:23.27 (46.79) 400m: 5:39.92 (37.09)		

39	 Norgate Ch...	13	 Jasi Swim ...	5:42.32 Entry: 5:40.40 (+ 1.92)
	50m: 39.42		100m: 1:26.42 (47.00)	
	150m: 2:09.58 (43.16)		200m: 2:52.37 (42.79)	
	250m: 3:39.55 (47.18)		300m: 4:30.21 (50.66)	
	350m: 5:06.54 (36.33)		400m: 5:42.32 (35.78)	
40	 Atis-Viray S...	13	 Manurewa ... +0.41	5:42.40 Entry: 5:42.81 (- 0.41)
	50m: 35.61		100m: 1:19.14 (43.53)	
	150m: 2:01.53 (42.39)		200m: 2:43.16 (41.63)	
	250m: 3:33.96 (50.80)		300m: 4:24.66 (50.70)	
	350m: 5:04.06 (39.40)		400m: 5:42.40 (38.34)	
41	 Soal James	13	 Oamaru Sw...	5:42.86 Entry: 5:53.19 (- 10.33)
	50m: 34.59		100m: 1:16.87 (42.28)	
	150m: 2:00.82 (43.95)		200m: 2:47.04 (46.22)	
	250m: 3:36.33 (49.29)		300m: 4:24.01 (47.68)	
	350m: 5:04.92 (40.91)		400m: 5:42.86 (37.94)	
42	 Kepess Ma...	14	 Tasman Sw...	5:43.29 Entry: 5:39.99 (+ 3.30)
	50m: 34.50		100m: 1:17.50 (43.00)	
	150m: 2:01.60 (44.10)		200m: 2:45.81 (44.21)	
	250m: 3:37.13 (51.32)		300m: 4:30.09 (52.96)	
	350m: 5:07.90 (37.81)		400m: 5:43.29 (35.39)	
43	 Ling Byron	13	 Howick Pak...	5:45.09 Entry: 5:55.51 (- 10.42)
	50m: 39.09		100m: 1:25.52 (46.43)	
	150m: 2:10.80 (45.28)		200m: 2:54.80 (44.00)	
	250m: 3:41.39 (46.59)		300m: 4:28.32 (46.93)	
	350m: 5:07.08 (38.76)		400m: 5:45.09 (38.01)	
0	 Koo Henry	14	 Howick Pak... +0.47	DSQ
0	 Candish Bl...	14	 Whanganui...	DNS